

Course: PWL.202620.CS.50024.DE2.13468: Data Engineering II
Instructor: Philip Sands *
Response Rate: 4/12 (33.33 %)

1 - YOUR CLASS					
Response Option	Weight	Frequency	Percent	Percent Responses	Means
Fresh	(1)	0	0.00%		
Soph	(2)	0	0.00%		
Jr	(3)	0	0.00%		
Sr	(4)	0	0.00%		
Grad	(5)	3	75.00%	██████████	
Other	(6)	1	25.00%	████	
				0 25 50 100	
Response Rate					
4/12 (33.33%)					

2 - EXPECTED GRADE					
Response Option	Weight	Frequency	Percent	Percent Responses	Means
A	(1)	3	75.00%	██████████	
B	(2)	1	25.00%	████	
C	(3)	0	0.00%		
D	(4)	0	0.00%		
F	(5)	0	0.00%		
Pass	(6)	0	0.00%		
Fail	(7)	0	0.00%		
				0 25 50 100	
Response Rate					
4/12 (33.33%)					

3 - COURSE REQUIRED					
Response Option	Weight	Frequency	Percent	Percent Responses	Means
Required for your major/minor	(1)	1	25.00%	████	
Required by school/University	(2)	0	0.00%		
Elective	(3)	3	75.00%	██████████	
				0 25 50 100	
Response Rate					
4/12 (33.33%)					

4 - YOUR SCHOOL					
Response Option	Weight	Frequency	Percent	Percent Responses	Means
AG	(1)	1	25.00%	████	
ED	(2)	0	0.00%		
ENGR	(3)	1	25.00%	████	
HHS	(4)	0	0.00%		
LA	(5)	0	0.00%		
DSB	(6)	0	0.00%		
PHARM	(7)	0	0.00%		
SCI	(8)	2	50.00%	████████	
PPI	(9)	0	0.00%		
VET MED	(10)	0	0.00%		
UNDECLARED	(11)	0	0.00%		
JOINT AND SPECIAL PROGRAMS	(12)	0	0.00%		
				0 25 50 100	
Response Rate					
4/12 (33.33%)					

Course: PWL.202620.CS.50024.DE2.13468: Data Engineering II
Instructor: Philip Sands *
Response Rate: 4/12 (33.33 %)




5 - The course is well organized.					
Response Option	Weight	Frequency	Percent	Percent Responses	Means
Strongly Agree	(5)	3	75.00%		4.75
Agree	(4)	1	25.00%		
Neither Agree nor Disagree	(3)	0	0.00%		
Disagree	(2)	0	0.00%		
Strongly Disagree	(1)	0	0.00%		
				0 25 50 100	Question
Response Rate			Mean	STD	Median
4/12 (33.33%)			4.75	0.50	5.00




6 - The assignments aid me in achieving the class objectives.					
Response Option	Weight	Frequency	Percent	Percent Responses	Means
Strongly Agree	(5)	3	75.00%		4.50
Agree	(4)	0	0.00%		
Neither Agree nor Disagree	(3)	1	25.00%		
Disagree	(2)	0	0.00%		
Strongly Disagree	(1)	0	0.00%		
				0 25 50 100	Question
Response Rate			Mean	STD	Median
4/12 (33.33%)			4.50	1.00	5.00




7 - The projects or laboratories aid me in achieving the class objectives. [where relevant]					
Response Option	Weight	Frequency	Percent	Percent Responses	Means
Strongly Agree	(5)	3	75.00%		4.75
Agree	(4)	1	25.00%		
Neither Agree nor Disagree	(3)	0	0.00%		
Disagree	(2)	0	0.00%		
Strongly Disagree	(1)	0	0.00%		
				0 25 50 100	Question
Response Rate			Mean	STD	Median
4/12 (33.33%)			4.75	0.50	5.00




8 - The tests or exams aid me in achieving the course objectives. [where relevant]					
Response Option	Weight	Frequency	Percent	Percent Responses	Means
Strongly Agree	(5)	3	75.00%		4.50
Agree	(4)	0	0.00%		
Neither Agree nor Disagree	(3)	1	25.00%		
Disagree	(2)	0	0.00%		
Strongly Disagree	(1)	0	0.00%		
				0 25 50 100	Question
Response Rate			Mean	STD	Median
4/12 (33.33%)			4.50	1.00	5.00

Course: PWL.202620.CS.50024.DE2.13468: Data Engineering II
Instructor: Philip Sands *
Response Rate: 4/12 (33.33 %)




9 - The instructor communicates clearly.						
Philip Sands						
Response Option	Weight	Frequency	Percent	Percent Responses	Means	
Strongly Agree	(5)	3	75.00%			
Agree	(4)	0	0.00%			
Neither Agree nor Disagree	(3)	1	25.00%			
Disagree	(2)	0	0.00%			
Strongly Disagree	(1)	0	0.00%			
				0 25 50 100	Question	
Response Rate		Mean		STD		Median
4/12 (33.33%)		4.50		1.00		5.00




10 - The instructor effectively answers students' questions.						
Philip Sands						
Response Option	Weight	Frequency	Percent	Percent Responses	Means	
Strongly Agree	(5)	3	75.00%			
Agree	(4)	0	0.00%			
Neither Agree nor Disagree	(3)	1	25.00%			
Disagree	(2)	0	0.00%			
Strongly Disagree	(1)	0	0.00%			
				0 25 50 100	Question	
Response Rate		Mean		STD		Median
4/12 (33.33%)		4.50		1.00		5.00

11 - The instructor seems to care about my learning in this course.						
Philip Sands						
Response Option	Weight	Frequency	Percent	Percent Responses	Means	
Strongly Agree	(5)	3	75.00%			
Agree	(4)	0	0.00%			
Neither Agree nor Disagree	(3)	1	25.00%			
Disagree	(2)	0	0.00%			
Strongly Disagree	(1)	0	0.00%			
				0 25 50 100	Question	
Response Rate		Mean		STD		Median
4/12 (33.33%)		4.50		1.00		5.00

12 - The instructor makes time to help students.						
Philip Sands						
Response Option	Weight	Frequency	Percent	Percent Responses	Means	
Strongly Agree	(5)	3	75.00%			
Agree	(4)	0	0.00%			
Neither Agree nor Disagree	(3)	1	25.00%			
Disagree	(2)	0	0.00%			
Strongly Disagree	(1)	0	0.00%			
				0 25 50 100	Question	
Response Rate		Mean		STD		Median
4/12 (33.33%)		4.50		1.00		5.00




Course: PWL.202620.CS.50024.DE2.13468: Data Engineering II
Instructor: Philip Sands *
Response Rate: 4/12 (33.33 %)

13 - The instructor is fair in evaluating my performance in the course.					
Philip Sands					
Response Option	Weight	Frequency	Percent	Percent Responses	Means
Strongly Agree	(5)	3	75.00%		
Agree	(4)	0	0.00%		
Neither Agree nor Disagree	(3)	1	25.00%		
Disagree	(2)	0	0.00%		
Strongly Disagree	(1)	0	0.00%		
				0 25 50 100	Question
Response Rate			Mean	STD	Median
4/12 (33.33%)			4.50	1.00	5.00

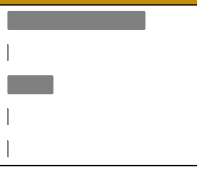
14 - The instructor created an inclusive learning environment.					
Philip Sands					
Response Option	Weight	Frequency	Percent	Percent Responses	Means
Strongly Agree	(5)	3	75.00%		
Agree	(4)	0	0.00%		
Neither Agree nor Disagree	(3)	1	25.00%		
Disagree	(2)	0	0.00%		
Strongly Disagree	(1)	0	0.00%		
				0 25 50 100	Question
Response Rate			Mean	STD	Median
4/12 (33.33%)			4.50	1.00	5.00

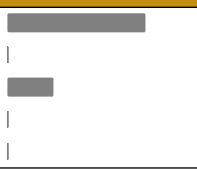
15 - We welcome your comments below. What is something/are some things that the instructor does well, e.g., something you hope that the instructor will continue to do in the class in the future?	
Philip Sands	
Response Rate	0/12 (0%)

16 - Make a suggestion(s) for improving the course (a criticism alone is not helpful; tell your instructor how you would fix any problem).	
Philip Sands	
Response Rate	0/12 (0%)

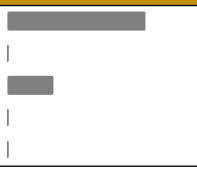
17 - My instructor seems well-prepared for class.					
Philip Sands					
Response Option	Weight	Frequency	Percent	Percent Responses	Means
Strongly Agree	(5)	3	75.00%		
Agree	(4)	0	0.00%		
Neither Agree nor Disagree	(3)	1	25.00%		
Disagree	(2)	0	0.00%		
Strongly Disagree	(1)	0	0.00%		
				0 25 50 100	Question
Response Rate			Mean	STD	Median
4/12 (33.33%)			4.50	1.00	5.00

Course: PWL.202620.CS.50024.DE2.13468: Data Engineering II
Instructor: Philip Sands *
Response Rate: 4/12 (33.33 %)

18 - This class provides a meaningful learning experience.					
Response Option	Weight	Frequency	Percent	Percent Responses	Means
Strongly Agree	(5)	3	75.00%		4.50
Agree	(4)	0	0.00%		
Neither Agree nor Disagree	(3)	1	25.00%		
Disagree	(2)	0	0.00%		
Strongly Disagree	(1)	0	0.00%		
				0 25 50 100	Question
Response Rate			Mean	STD	Median
4/12 (33.33%)			4.50	1.00	5.00

19 - The instructor returned assignments in a timely manner.					
Philip Sands					
Response Option	Weight	Frequency	Percent	Percent Responses	Means
Strongly Agree	(5)	3	75.00%		4.50
Agree	(4)	0	0.00%		
Neither Agree nor Disagree	(3)	1	25.00%		
Disagree	(2)	0	0.00%		
Strongly Disagree	(1)	0	0.00%		
				0 25 50 100	Question
Response Rate			Mean	STD	Median
4/12 (33.33%)			4.50	1.00	5.00

20 - On average, how many hours per week did you spend on this course?	
Response Rate	0/12 (0%)

21 - The distance component of this course is effective					
Response Option	Weight	Frequency	Percent	Percent Responses	Means
Strongly Agree	(5)	3	75.00%		4.50
Agree	(4)	0	0.00%		
Neither Agree nor Disagree	(3)	1	25.00%		
Disagree	(2)	0	0.00%		
Strongly Disagree	(1)	0	0.00%		
				0 25 50 100	Question
Response Rate			Mean	STD	Median
4/12 (33.33%)			4.50	1.00	5.00