

**Course:** PWL.202620.CS.50025.D01.31633: Foundations Of Decision Making  
**Instructor:** Philip Sands \*  
**Response Rate:** 5/14 (35.71 %)




1 - YOUR CLASS					
Response Option	Weight	Frequency	Percent	Percent Responses	Means
Fresh	(1)	0	0.00%		
Soph	(2)	0	0.00%		
Jr	(3)	0	0.00%		
Sr	(4)	0	0.00%		
Grad	(5)	4	80.00%	██████████	
Other	(6)	1	20.00%	██	
				0 25 50 100	
<b>Response Rate</b>					
5/14 (35.71%)					




2 - EXPECTED GRADE					
Response Option	Weight	Frequency	Percent	Percent Responses	Means
A	(1)	4	80.00%	██████████	
B	(2)	1	20.00%	██	
C	(3)	0	0.00%		
D	(4)	0	0.00%		
F	(5)	0	0.00%		
Pass	(6)	0	0.00%		
Fail	(7)	0	0.00%		
				0 25 50 100	
<b>Response Rate</b>					
5/14 (35.71%)					




3 - COURSE REQUIRED					
Response Option	Weight	Frequency	Percent	Percent Responses	Means
Required for your major/minor	(1)	1	20.00%	██	
Required by school/University	(2)	0	0.00%		
Elective	(3)	4	80.00%	██████████	
				0 25 50 100	
<b>Response Rate</b>					
5/14 (35.71%)					




4 - YOUR SCHOOL					
Response Option	Weight	Frequency	Percent	Percent Responses	Means
AG	(1)	0	0.00%		
ED	(2)	0	0.00%		
ENGR	(3)	4	80.00%	██████████	
HHS	(4)	0	0.00%		
LA	(5)	0	0.00%		
DSB	(6)	0	0.00%		
PHARM	(7)	0	0.00%		
SCI	(8)	1	20.00%	██	
PPI	(9)	0	0.00%		
VET MED	(10)	0	0.00%		
UNDECLARED	(11)	0	0.00%		
JOINT AND SPECIAL PROGRAMS	(12)	0	0.00%		
				0 25 50 100	
<b>Response Rate</b>					
5/14 (35.71%)					

**Course:** PWL.202620.CS.50025.D01.31633: Foundations Of Decision Making  
**Instructor:** Philip Sands \*  
**Response Rate:** 5/14 (35.71 %)





5 - The course is well organized.					
Response Option	Weight	Frequency	Percent	Percent Responses	Means
Strongly Agree	(5)	3	60.00%		
Agree	(4)	2	40.00%		
Neither Agree nor Disagree	(3)	0	0.00%		
Disagree	(2)	0	0.00%		
Strongly Disagree	(1)	0	0.00%		
				0 25 50 100	Question
<b>Response Rate</b>			<b>Mean</b>	<b>STD</b>	<b>Median</b>
5/14 (35.71%)			4.60	0.55	5.00




6 - The assignments aid me in achieving the class objectives.					
Response Option	Weight	Frequency	Percent	Percent Responses	Means
Strongly Agree	(5)	3	60.00%		
Agree	(4)	2	40.00%		
Neither Agree nor Disagree	(3)	0	0.00%		
Disagree	(2)	0	0.00%		
Strongly Disagree	(1)	0	0.00%		
				0 25 50 100	Question
<b>Response Rate</b>			<b>Mean</b>	<b>STD</b>	<b>Median</b>
5/14 (35.71%)			4.60	0.55	5.00





7 - The projects or laboratories aid me in achieving the class objectives. [where relevant]					
Response Option	Weight	Frequency	Percent	Percent Responses	Means
Strongly Agree	(5)	3	60.00%		
Agree	(4)	2	40.00%		
Neither Agree nor Disagree	(3)	0	0.00%		
Disagree	(2)	0	0.00%		
Strongly Disagree	(1)	0	0.00%		
				0 25 50 100	Question
<b>Response Rate</b>			<b>Mean</b>	<b>STD</b>	<b>Median</b>
5/14 (35.71%)			4.60	0.55	5.00




8 - The tests or exams aid me in achieving the course objectives. [where relevant]					
Response Option	Weight	Frequency	Percent	Percent Responses	Means
Strongly Agree	(5)	3	60.00%		
Agree	(4)	2	40.00%		
Neither Agree nor Disagree	(3)	0	0.00%		
Disagree	(2)	0	0.00%		
Strongly Disagree	(1)	0	0.00%		
				0 25 50 100	Question
<b>Response Rate</b>			<b>Mean</b>	<b>STD</b>	<b>Median</b>
5/14 (35.71%)			4.60	0.55	5.00

**Course:** PWL.202620.CS.50025.D01.31633: Foundations Of Decision Making  
**Instructor:** Philip Sands \*  
**Response Rate:** 5/14 (35.71 %)





9 - The instructor communicates clearly.					
Philip Sands					
Response Option	Weight	Frequency	Percent	Percent Responses	Means
Strongly Agree	(5)	3	60.00%		4.40 
Agree	(4)	1	20.00%		
Neither Agree nor Disagree	(3)	1	20.00%		
Disagree	(2)	0	0.00%		
Strongly Disagree	(1)	0	0.00%		
				0 25 50 100	Question
<b>Response Rate</b>		<b>Mean</b>		<b>STD</b>	<b>Median</b>
5/14 (35.71%)		4.40		0.89	5.00




10 - The instructor effectively answers students' questions.					
Philip Sands					
Response Option	Weight	Frequency	Percent	Percent Responses	Means
Strongly Agree	(5)	3	60.00%		4.60 
Agree	(4)	2	40.00%		
Neither Agree nor Disagree	(3)	0	0.00%		
Disagree	(2)	0	0.00%		
Strongly Disagree	(1)	0	0.00%		
				0 25 50 100	Question
<b>Response Rate</b>		<b>Mean</b>		<b>STD</b>	<b>Median</b>
5/14 (35.71%)		4.60		0.55	5.00

11 - The instructor seems to care about my learning in this course.					
Philip Sands					
Response Option	Weight	Frequency	Percent	Percent Responses	Means
Strongly Agree	(5)	3	60.00%		4.40 
Agree	(4)	1	20.00%		
Neither Agree nor Disagree	(3)	1	20.00%		
Disagree	(2)	0	0.00%		
Strongly Disagree	(1)	0	0.00%		
				0 25 50 100	Question
<b>Response Rate</b>		<b>Mean</b>		<b>STD</b>	<b>Median</b>
5/14 (35.71%)		4.40		0.89	5.00

12 - The instructor makes time to help students.					
Philip Sands					
Response Option	Weight	Frequency	Percent	Percent Responses	Means
Strongly Agree	(5)	4	80.00%		4.80 
Agree	(4)	1	20.00%		
Neither Agree nor Disagree	(3)	0	0.00%		
Disagree	(2)	0	0.00%		
Strongly Disagree	(1)	0	0.00%		
				0 25 50 100	Question
<b>Response Rate</b>		<b>Mean</b>		<b>STD</b>	<b>Median</b>
5/14 (35.71%)		4.80		0.45	5.00





**Course:** PWL.202620.CS.50025.D01.31633: Foundations Of Decision Making  
**Instructor:** Philip Sands \*  
**Response Rate:** 5/14 (35.71 %)

13 - The instructor is fair in evaluating my performance in the course.						
Philip Sands						
Response Option	Weight	Frequency	Percent	Percent Responses	Means	
Strongly Agree	(5)	3	60.00%			
Agree	(4)	1	20.00%			
Neither Agree nor Disagree	(3)	1	20.00%			
Disagree	(2)	0	0.00%			
Strongly Disagree	(1)	0	0.00%			
Response Rate				Mean	STD	Median
5/14 (35.71%)				4.40	0.89	5.00





14 - The instructor created an inclusive learning environment.						
Philip Sands						
Response Option	Weight	Frequency	Percent	Percent Responses	Means	
Strongly Agree	(5)	2	40.00%			
Agree	(4)	2	40.00%			
Neither Agree nor Disagree	(3)	1	20.00%			
Disagree	(2)	0	0.00%			
Strongly Disagree	(1)	0	0.00%			
Response Rate				Mean	STD	Median
5/14 (35.71%)				4.20	0.84	4.00





15 - We welcome your comments below. What is something/are some things that the instructor does well, e.g., something you hope that the instructor will continue to do in the class in the future?	
Philip Sands	
Response Rate	1/14 (7.14%)
• weekly questions	

16 - Make a suggestion(s) for improving the course (a criticism alone is not helpful; tell your instructor how you would fix any problem).	
Philip Sands	
Response Rate	1/14 (7.14%)
• This course is good as is. Perhaps I'm intimidated by getting the weekly ed technical questions wrong. Or rather, Im concerned I'll get it wrong publicly. You could choose to do or not do anything about it since it's not a major issue. '	





17 - My instructor seems well-prepared for class.						
Philip Sands						
Response Option	Weight	Frequency	Percent	Percent Responses	Means	
Strongly Agree	(5)	3	60.00%			
Agree	(4)	1	20.00%			
Neither Agree nor Disagree	(3)	1	20.00%			
Disagree	(2)	0	0.00%			
Strongly Disagree	(1)	0	0.00%			
Response Rate				Mean	STD	Median
5/14 (35.71%)				4.40	0.89	5.00

**Course:** PWL.202620.CS.50025.D01.31633: Foundations Of Decision Making  
**Instructor:** Philip Sands \*  
**Response Rate:** 5/14 (35.71 %)

18 - This class provides a meaningful learning experience.									
Response Option	Weight	Frequency	Percent	Percent Responses	Means				
Strongly Agree	(5)	3	60.00%		4.40		Question		
Agree	(4)	1	20.00%						
Neither Agree nor Disagree	(3)	1	20.00%						
Disagree	(2)	0	0.00%						
Strongly Disagree	(1)	0	0.00%						
				0 25 50 100					
<b>Response Rate</b>			<b>Mean</b>	<b>STD</b>	<b>Median</b>				
5/14 (35.71%)			4.40	0.89	5.00				

19 - The instructor returned assignments in a timely manner.									
Philip Sands									
Response Option	Weight	Frequency	Percent	Percent Responses	Means				
Strongly Agree	(5)	3	60.00%		4.40		Question		
Agree	(4)	1	20.00%						
Neither Agree nor Disagree	(3)	1	20.00%						
Disagree	(2)	0	0.00%						
Strongly Disagree	(1)	0	0.00%						
				0 25 50 100					
<b>Response Rate</b>			<b>Mean</b>	<b>STD</b>	<b>Median</b>				
5/14 (35.71%)			4.40	0.89	5.00				

20 - On average, how many hours per week did you spend on this course?	
<b>Response Rate</b>	2/14 (14.29%)
<ul style="list-style-type: none"> <li>• 3</li> <li>• 6</li> </ul>	

21 - The distance component of this course is effective									
Response Option	Weight	Frequency	Percent	Percent Responses	Means				
Strongly Agree	(5)	3	60.00%		4.40		Question		
Agree	(4)	1	20.00%						
Neither Agree nor Disagree	(3)	1	20.00%						
Disagree	(2)	0	0.00%						
Strongly Disagree	(1)	0	0.00%						
				0 25 50 100					
<b>Response Rate</b>			<b>Mean</b>	<b>STD</b>	<b>Median</b>				
5/14 (35.71%)			4.40	0.89	5.00				